

A REVIEW OF FOUR SPECIES NAMES OF *PAECTES* FROM NORTH AMERICA (NOCTUIDAE: EUTELIINAE)

ERIC H. METZLER

Ohio Department of Natural Resources, Fountain Square, Columbus, Ohio 43224

AND

JOHN G. FRANCLEMONT

Department of Entomology, Cornell University, Ithaca, New York 14853

ABSTRACT. The status of *Paectes pygmaea* Hübner, *P. abrostolella* (Walker), *P. praepilata* (Grote), and *P. flabella* (Grote) is discussed. *Paectes abrostolella* is the prior name for the species previously misidentified as *P. flabella*. *Paectes praepilata* is a junior synonym of *P. abrostolella*. *Paectes flabella* is a junior synonym of *P. pygmaea*. Type specimens for all available names are illustrated. The male and female genitalia of *P. pygmaea* and *P. abrostolella* are illustrated. *Paectes pygmaea* occurs in the eastern U.S. and *P. abrostolella* occurs in the western U.S. The ranges of the two species overlap in the midwest from Michigan and Ohio through Kansas, and both species occur in Florida.

Additional key words: *pygmaea*, *abrostolella*, *flabella*, *praepilata*, Ohio, Kentucky.

In Ohio and Kentucky, two species of *Paectes* have long been treated by collectors as a single taxon, *P. pygmaea* Hübner. Although similar, these two species can be distinguished morphologically, and one is restricted to remnant prairies. After examining photographs of the types of *P. abrostolella* (Walker 1866), *P. praepilata* (Grote 1875), *P. flabella* (Grote 1879), and photographs of the pattern plate of the type (i.e., the original plate illustrating the type, hand-painted by Hübner himself) of *P. pygmaea* Hübner 1818, we determined that the senior name for the widespread species is *P. pygmaea*, and that *P. abrostolella* is the valid name for the species from remnant prairies.

Paectes abrostolella was previously considered a synonym of *P. pygmaea* and misidentified as *P. flabella*. *Paectes praepilata*, previously considered a synonym of *P. pygmaea*, is a junior synonym of *P. abrostolella*. *Paectes flabella*, previously thought to be a distinct species, is a junior synonym of *P. pygmaea*. *Paectes pygmaea* and *P. abrostolella* occur sympatrically over much of their ranges in the midwest and in Florida.

Paectes pygmaea Hübner (Figs. 1-4, 9, 11)

Paectes pygmaea Hübner 1818:21, plate [19], figures 109 & 110. Type locality: "Aus Georgien in Florida."

Ingura flabella Grote 1879:208. Type locality: Kansas. Revised Synonymy.

Paectes pygmaea is distinguished by its small size (19-24 mm wingspan) and very dark hindwing with contrasting white fringe. The forewing is dark brown with some lighter areas. Some specimens show a contrastingly pale basal area in the fold of the forewing.



1



2



3

Kansas,
Snow
Grote Coll.
22-154.

TYPE
PHOTOGRAPHE

Ingura flabella
Grote

♂

Ingura
flabella
Grote

4

U.S. America
E. Doubleday
26 110.

Type

SUBRITA? ABROSTOLELLA.

6



5

926.

U.S. America
Grote Coll.
22-52.



7

Ingura
praepilata
Grote

8

FIGS. 1-8. 1, Type of *Paectes pygmaea*, upper side; 2, Type of *Paectes pygmaea*, under side; 3, Type of *Ingura flabella*. Scale bar in mm; 4, Labels for type of *Ingura flabella*; 5, Type of *Subrita? abrostolella*. Scale bar in mm; 6, Labels for type of *Subrita? abrostolella*; 7, Type of *Ingura praepilata*. Scale bar in mm; 8, Labels for type of *Ingura praepilata*.

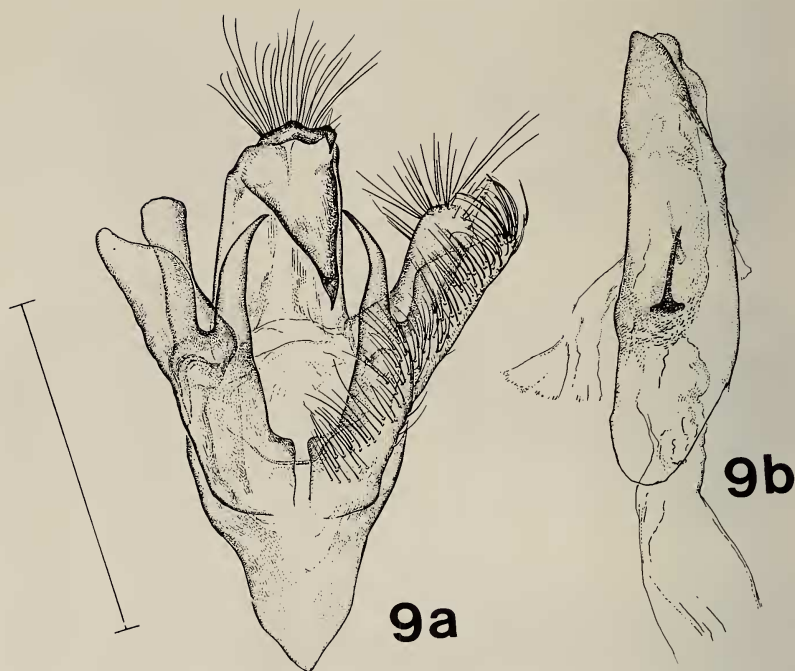


FIG. 9. *Paectes pygmaea*: male genitalia with aedeagus removed; b aedeagus. Slide JGF 2501. Ozark, Dale Co., Alabama. Scale bar = 1 mm.

There is practically no bluish-gray as in *P. abrostoletta*. Males and females have similar maculation. The male antennae are pectinated to more than $\frac{3}{4}$ the length. Female antennae are simple.

Figs. 1 and 2 (type of *P. pygmaea*), and 3 (type of *P. flabella*) are diagnostic for this species. The type of *P. pygmaea* is lost, but Hübner's illustrations, which we reproduce, are adequate. His rendering of the forewing is rather stylized but the darker area along the postmedial line and the black hindwing with white fringe are sufficient to diagnose this species. *Paectes pygmaea* was illustrated by Covell (1984), plate 30 (20).

The male genitalia of *P. pygmaea* are distinguished by the long sacculus process (Fig. 9). The genitalia of *P. abrostoletta* have a shorter sacculus process (Fig. 10). Overall, the male genitalia of *P. pygmaea* are about 17% smaller than the genitalia of *P. abrostoletta*.

The female genitalia of *P. pygmaea* (Fig. 11) differ from those of *P. abrostoletta* (Fig. 12) in the shape and positions of the two sacs of the corpus bursae. The junction of the two sacs is "Y" shaped in *P. pygmaea*. In *P. abrostoletta*, the junction of the two sacs is broadly "U" shaped. Overall, the female genitalia of *P. pygmaea* are about 17% smaller than the genitalia of *P. abrostoletta*.

Paectes pygmaea is widespread in the eastern U.S. from Massachusetts to Florida and west to Michigan, Kansas, and eastern Texas (Fig. 13). In the south it flies from February (in the Florida Keys) to April-June and August (in the Florida panhandle) and in May-early July (Louisiana). In the vicinity of Washington, D.C., it flies in mid June-early July and late July-mid August. In Ohio it flies in late May-mid June and again in mid July-early August. In Michigan it flies in late May-early July and late July-late August.

The larva was described by Edwards and Elliot (1883): "Larva. (Full grown.) Yellowish apple green. Second segment with yellow line in front. All the segments have about 15 to 18 yellow spots irregularly disposed. Most of these spots are lozenge-shaped; those of



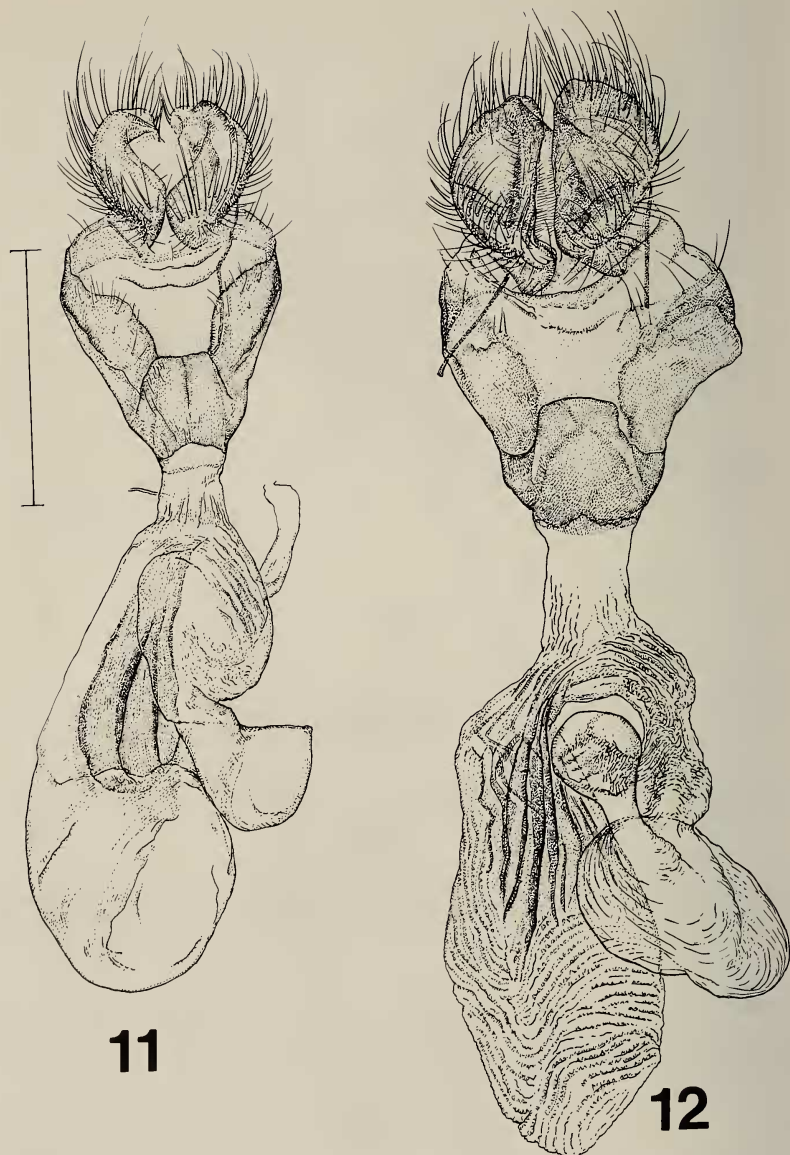
FIG. 10. *Paectes abrostoletta*: male genitalia with aedeagus removed; b aedeagus. Slide JGF 7518. Madera Canyon, Santa Rita Mts., Santa Cruz Co., Arizona. Scale bar = 1 mm.

the subdorsal region being somewhat linear. Spiracles dull orange, with bright lemon-yellow stigmatal line. Length: 16 mm. Food plant *Liquidamber* [sic] *ptyraciflua* [sic] L." *Liquidambar styraciflua* is Sweet Gum (Hamamelidaceae).

Paectes abrostoletta (Walker)
(Figs. 5-8, 10, 12)

Subrita? *abrostoletta* Walker 1866:1744. Type locality: United States. Revised status.
Ingura praepilata Grote 1875:311. Type locality: Texas (Bosque County)? Revised synonymy

Paectes abrostoletta is distinguished from *P. pygmaea* by its slightly larger size (22-27 mm wingspan), blue-gray appearance, and paler hindwings. Whereas *P. pygmaea* is dark brown, *P. abrostoletta* is a bluish gray species that varies from pale to dark gray. The black markings are thinner and finer. The fringe of the hindwing is gray or only partially white.



FIGS. 11, 12. **11**, *Paectes pygmaea*: Female genitalia. Slide JGF 3558. Ozark, Dale Co., Alabama. Scale bar = 1 mm; **12**, *Paectes abrostolella*: Female genitalia. Slide JGF 7519. Madera Canyon, Santa Rita Mts., Santa Cruz Co., Arizona. Scale bar = 1 mm.

Figs. 5 and 7 illustrate adults of this species. The oval basal area of the forewing is not contrastingly pale on all specimens. The hindwings are light gray at the inner margin where they are crossed with dark lines. The adult moth resembles a diminutive *P. abrostoloides*, but *P. abrostoloides* tends to be a brownish moth whereas *P. abrostolella*

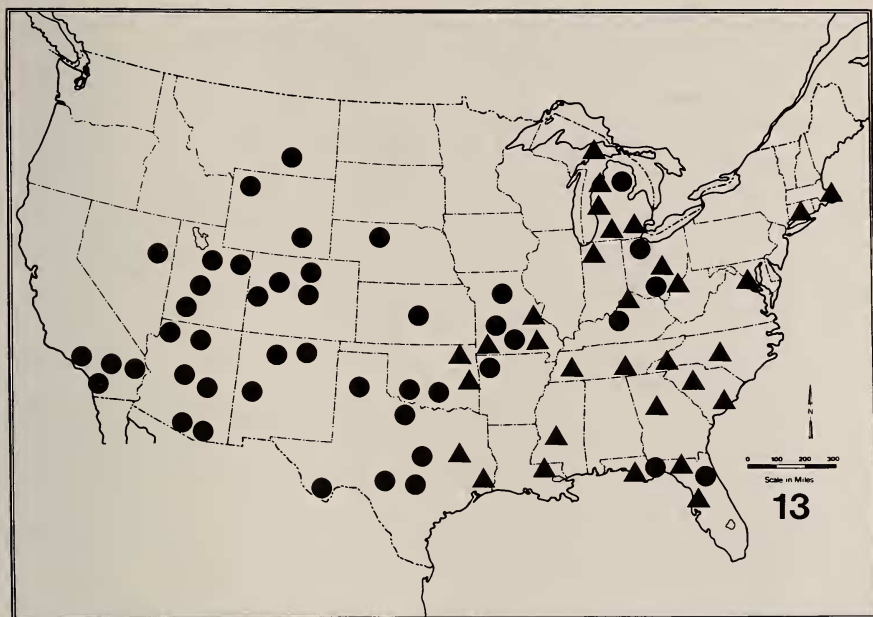


FIG. 13. Geographical ranges of *Paectes* species in the United States. Triangles = *Paectes pygmaea*. Circles = *Paectes abrostolella*.

tends to be a grayish moth. The maculation of the males and females are similar. The antennae are similar to *P. pygmaea* for each sex, respectively. This species, misidentified as *Paectes pygmaea*, was illustrated by Holland (1903) plate 29 (2).

Paectes abrostolella was described from a single female specimen from the "United States. Presented by E. Doubleday, Esq." (Walker 1866). The specimen may have been collected on Doubleday's trip from Pittsburgh, Pennsylvania down the Ohio River to St. Louis, Missouri (Doubleday 1838).

Paectes abrostolella has often been misspelled as *P. abrostella* (Smith 1893, Dyar 1902[3]). *Paectes abrostolella* (as a synonym of *P. pygmaea*) was misspelled as *P. abrostoloides* in Hodges et al. (1983).

Figs. 10 and 12 show the male and female genitalia of *P. abrostolella*. The differences between *P. abrostolella* and *P. pygmaea* were described under *P. pygmaea*.

Paectes abrostolella is widespread in the western U.S. from California east to Texas and north to Montana (Fig. 13). Populations also occur in Florida, Kentucky, Ohio, and Michigan. It occurs in remnant prairies in Kentucky (mid May and July), southern Ohio (mid-July), and northern Ohio (late June). It occurs in Putnam and Gadsden counties, Florida (March-April and September), and Oscoda County, Michigan (mid-June). In the west it occurs from Texas (March through October), Arizona (April through September), and California (May through September) north to Missouri (May-mid August), Nebraska, Montana, and Utah (June-August). If Doubleday collected the type on his trip down the Ohio River, it would have been collected in mid-September.

DISCUSSION

Paectes pygmaea was variously misidentified by early authors working on North American Noctuidae. It was not included on North Amer-

ican lists until 1882 (Grote), after which it was associated with several other species including *P. fuscescens* (Walker 1855), *P. abrostoletta*, and *P. praepilata*. *Paectes abrostoletta* was even less well understood by earlier authors. It was not included on North American lists until 1893 (Smith), after which it was associated with *P. fuscescens* and *P. praepilata*. Nearly all workers have agreed that *P. abrostoletta* and *P. praepilata* are synonyms. Forbes (1954) separated *P. praepilata* from *P. pygmaea*, but he omitted *P. abrostoletta*. None of the early workers considered *P. flabella* to be a synonym of *P. pygmaea*.

The corrected list of species should be:

Paectes Hübner, 1818

pygmaea Hübner 1818

abrostoletta authors, not (Walker 1866); misidentification

praepilata authors, not (Grote 1875); misidentification

flabella (Grote 1879); revised synonymy

abrostoletta (Walker 1866); revised status

praepilata (Grote 1875); revised synonymy

flabella authors, not (Grote 1879); misidentification

Subrita? *abrostoletta*, *Ingura praepilata*, and *Ingura flabella* are represented by single type specimens in the Natural History Museum, London. Hübner's pattern plate for *Paectes pygmaea* is also in the Natural History Museum, London.

ACKNOWLEDGMENTS

The discovery of *Paectes abrostoletta* in Ohio and publication of this paper are part of The Comprehensive Survey of Ohio Butterflies and Moths sponsored by The Ohio Lepidopterists and funded by The Ohio Department of Natural Resources (ODNR) Division of Wildlife. The ODNR Division of Natural Areas and Preserves granted permission to collect at Chaparral Prairie State Nature Preserve in Adams County, Ohio. The Metropolitan Park District of the Toledo Area granted permission to collect at Oak Openings Metropolitan Park in Lucas County, Ohio.

The first author thanks J. Donald Lafontaine for assisting with the initial literature search and for contacts with the Natural History Museum (London) to obtain photographs of the types. We thank Martin Honey for supplying the photographs of the types and additional information about the type series. H. David Baggett, Charles V. Covell, Jr., Julian P. Donahue, Loran D. Gibson, J. Richard Heitzman, J. Donald Lafontaine, Ronald H. Leuschner, Robert W. Poole, Eric L. Quinter, and Donald J. Wright provided specimens under their care. James S. Ashe facilitated an examination of collections in the Snow Museum of Entomology at the University of Kansas in Lawrence. The drawings of the genitalia were skillfully prepared by Amy Louise Trabka. Douglas C. Ferguson, John E. Rawlins, and Dale F. Schweitzer reviewed the manuscript.

LITERATURE CITED

- COVELL, CHARLES V., JR. 1984. A field guide to the moths of eastern North America. Houghton Mifflin Company, Boston. 496 pp.
- DOUBLEDAY, E. 1838. Communications on the natural history of North America. The Entomol. Magazine 5(20):199-206.

- DYAR, H. G. 1902[03]. A list of North American Lepidoptera and key to the literature of this order of Insects. Bull. U.S. Natl. Mus. No. 52. 723 pp.
- EDWARDS, H. & S. L. ELLIOT. 1883. On the transformations of some species of Lepidoptera. *Papilio* 3(7-10):125-136.
- FORBES, W. T. M. 1954. Lepidoptera of New York and neighboring states. Part III. Noctuidae. Cornell Univ. Agric. Exper. Station Memoir 329. 433 pp.
- GROTE, A. R. 1875. On the genus *Agrotis* with additions to the "List of North American Noctuidae." Bull. Buffalo Soc. Nat. Sci. 2:301-312.
- 1879. Identifications and descriptions of Noctuidae, with a new *Heterocampa*, and notes on *Nemeophila*. *Canad. Entomol.* 11:205-210.
- 1882. New check list of North American moths. New York. 73 pp.
- HODGES, R. W., ET AL. 1983. Check list of the Lepidoptera of America north of Mexico. E. W. Classey Limited and The Wedge Entomological Research Foundation, London. 284 pp.
- HOLLAND, W. J. 1903. The moth book. Doubleday, Page & Company, New York. 479 pp.
- HÜBNER, J. 1818. *Zuträge zur Sammlung exotischer Schmettlinge* [sic]. Vol. 1. Augsburg. [40] pp.
- SMITH, J. B. 1893. A catalogue, bibliographical and synonymical, of the species of moths of the lepidopterous superfamily Noctuidae, found in Boreal America. Bull. U.S. Natl. Mus. No. 44. 424 pp.
- WALKER, F. 1855. List of the specimens of lepidopterous insects in the collection of the British Museum. Part 5. British Museum (Natural History), London. Pp. 977-1257.
- 1866. List of the specimens of lepidopterous insects in the collection of the British Museum. Part 35 Supplement. Part 5. British Museum (Natural History), London. 505 pp.

Received for publication 24 February 1990; revised 18 January 1991; accepted 27 February 1991.